

ROOM SELECTION TIME LINE FOR CONTINUING STUDENTS

April

**4th and 10th -Housing Selection Info Sessions 6:30-7:30pm
At the Oakes Learning Center**

**16th- 23rd -Priority Housing Application Period
Log into [HTTP://Studenthousing.ucsc.edu](http://Studenthousing.ucsc.edu)**

**24th- 30th Declaration / worksheet form available at the
Oakes.ucsc.edu or Oakes Student Life Office
(see pg.11)**

**30th -Deadline to submit Declaration Forms to Oakes
student Life Office**

MAY

14th -Pre-Selection event at Conference Room 203

**15th AND 16th -Online Room Selection
(Select a space at the community you applied)
Log into studenthousing.ucsc.edu**

**17th -Online Supplemental Room Selection
(Select from any remaining spaces at other communities)**

18th -Housing Fair At The Merrill Culture Center AT(10am-1pm)

The Oakes College Housing Guide to Room Selection for 2012 – 2013

Priority Housing Application Period: April 16 - 23rd
To apply go to <http://housing.ucsc.edu>

HOUSING APPLICATION is the online form that you need to complete during the Priority Housing Application Period (April 16th – 23rd). To indicate an interest in living in University sponsored housing for the 2012-2013 academic year. All Students who want to live on-campus must apply!

Log onto studenthousing.ucsc.edu/priority and fill out a 2012-2013 application. Applications are accepted 24/7 during the priority period so don't miss out.

The UCSC Housing contract is for one academic year unless you are leaving UCSC during the year.

When filling out the housing application it is important that you fill out the questionnaire thoroughly and honestly as your roommate(s) may change throughout the year. You are expected to receive a new roommate at any time.

All residents in either apartments or res hall spaces are required to be on a meal plan.

UNIVERSITY SPONSORED HOUSING is any housing affiliated with the university such as the colleges (both Res Halls and Apartments), University Town Center, Village, Camper Park, Family Student Housing, Graduate Housing, and Redwood Grove.

You may only apply at one community (College, UTC, Village). If you want to modify your housing application, you can go back on-line, make any changes, and re-submit it. You can only make changes during this one-week period (April 16th – 23rd).

A continuing student is someone who is currently registered in classes at UCSC and will be enrolled in Fall 2012.

When applying for housing, your class level that is based on when you entered UCSC. Students were accepted as frosh, sophomore, transfer, or junior transfer standings. Academic credit does not affect the housing class level so students are not penalized for having too many units or too few.

Students who applied for Fall 2012 housing during the application week in April are eligible to select their room during housing selection week, May 14th- 17th.

There are several parts to the room selection process, it's important to read all the information:

April 30th: Deadline to Declare Intent to Pre-Select-
Fill out the declaration form and take to the Oakes Student Life Office (the form will be available on April 24th) check the Oakes@ucsc.edu or come to the Student Life Office.

May 14th: Pre-Selection event reserve a space early with a group of friends in the apartments. This date only applies to complete groups. (See page 6 for description)

May 15th: Room Selection –Login to our Student Housing Online site to select a space as an individual or with a group of friends.

May 16th: Room Selection –Login to our Student Housing Online site to select a space as an individual or with a group of friends.

MAY 17TH: All Campus Supplemental Room Selection-
priority applicants who do not select a space at their applied for community can select from any remaining spaces at other communities, either individually or as part of a group.

Every person who applies for housing will automatically have a priority level assigned to them based on affiliation status and the year you entered the University. The higher the individual's or group's point total the higher priority they have. Priority will be given based on the collective points of all household members

Status:

Affiliate -- 9 points

Non-Affiliate -- 6 points

Year Entered the University:

2008/2009-- 9

2010 -- 6

2011 - 3

FOR EXAMPLE:

Student A is an Oakes affiliated student who entered the University in 2010: $6 + 9 = 15$

Student B is an Oakes affiliated student who entered the University in 2011: $3 + 9 = 12$

Student C is a non-Oakes affiliated student who entered the University in 2010: $6 + 6 = 12$

Complete Groups are households of 5 or 6 students from your college or other colleges. In order to participate in Pre-Selection, every person in the group are required to fill out a Declaration form (found at the Oakes Student Life Office or at oakes.ucsc.edu).

Completed Declaration forms are due at the Oakes Student Life Office by April 30th deadline 5pm. Those groups eligible to participate will be notified via email by the housing coordinator of the time you can make your housing selection on May 14th.

Make sure all group members fill out the Priority Housing Application on time by April 16th- through the 23rd and apply to the same community. (Oakes)

Slow down when completing the housing application.

If you are selecting as a group, you should plan ahead! Talk to your group about what type of room each person is willing to accept and who is going to be in the same room. This is especially important if there are members of your group who will not be present at the time of selection. There will be a Housing Group Worksheet available at the Student Life Office or at Oakes.ucsc.edu by April 24th. This worksheet helps you decide who will take what type of room.

By May 11, students who are eligible to participate in room selection will receive a Room Selection Invitation email at their UCSC email address. The email will contain an access code and appointment time to log in to Student Housing Online and make a housing selection.

On May 14th, Pre-Selection will be held in Conference Room 203. Groups will have been sent an assigned time to arrive based on their level of priority (see pg 5). During this time, groups will be able to choose from a select number of apartment spaces, based on the total number of people in their party. Once the group has reached a consensus, the Housing Coordinator will make note and assign them to the space.

Those groups that do not select a space during Pre-Selection will be able to participate in Online Room Selection (May 15 - 16th) and choose a space at their applied-for community, either individually or as part of a group.

If you have been assigned an appointment for the online room selection process, we recommend logging in at your scheduled time. You may log in anytime after your appointment, but other students at your community will also be logging into the system during the room selection period to select their housing space, limiting the available options.

If you do not receive an invitation email, you will not be able to participate in the online room selection process. You will still have a chance of getting university housing by attending the Campus Housing Fair on May 18th, or by working directly with your Housing Coordinator to identify available options.

Online Room Selection- May 15th – 16th

What you need to know about online room selection!

If you do not participate in Pre-Selection event, you will be able to select a space during the online process.

You may form a partial group with students who are eligible to participate in room selection at your community. If you are selecting as a group, you should determine who has the earliest appointment time and allow that person to select for the group. You can select an apartment/room even if your group won't completely fill the space. Other students can fill any remaining spaces.

In order for another member of your group to select a space for you, you need to designate a proxy see below.

PROXY:

If you cannot be online during your Room Selection time, you will need someone to act on your behalf and give your access code to. Please use caution when sharing your access code. By doing so, you are authorizing another person to select your housing and agreeing to accept that person's decision as final. If selection as a group, the designated proxy can collect all group members access codes in order to select for the entire party.

Individual Selection

If you prefer, you can select a space as an individual. Just remember, if there are unassigned spaces in your apartment/room may be filled by students during the online room selection or by housing staff.

Complete Your Selection

Once you choose an apartment/room, you will assign yourself (and any group members) to the available spaces. In addition to your room assignment(s), you (and each group member) will be assigned the meal plan preference specified in your housing application(s). Online Room Selection ends at 11:59 PM on May 16th, 2012 (Pacific Time)

CONTRACT:

Once you have selected and/or accepted a space, your application becomes a contract and all UCSC Terms & Conditions apply. Once you have moved in, your contract is valid for one academic year.

May 17th Campus-wide Supplemental On-Line Room Selection
Students who were invited but did not select a space during the Online Room Selection process will be eligible to select from any remaining spaces at other communities, either individually or as part of a group. Spaces will be limited to those not selected during Community Room Selection.

If you have not completed your selection by 11:59 PM on May 17th, you are strongly urged to attend the Housing Fair. Representatives from all over campus will be available to help you find a space. Note: If you applied for housing after the Priority Housing Period, after April 23rd, You are urged to attend The housing fair, Friday, May 18th, at the Merrill Cultural Center Time: 10am-1pm.

On-Line Room Selection: Step-By-Step

STEP ONE:

All Students who want to live on-campus Apply!

Priority Housing Application Period is April 16th-23rd. Log onto studenthousing.ucsc.edu and fill out a 2012-2013 housing application and questionnaire. Applications are accepted 24/7 during the priority period so don't miss out.

STEP TWO:

Fill out a Declaration Form if you (and your group of 5 or 6) wish to participate in Pre-Selection. The Declaration form is the form where you submit the names of all group members and your groups desired housing options (partial groups are encourage to preselect).

The form can be found at the Oakes Student Life Office or Oakes@ucsc.edu available by April 24th. Deadline is due April 30th. Those selected to participate in Pre-Selection will be notified by email by the Housing Coordinator- by May 9th.

STEP THREE:

Pre-Selection! On May 14th, complete groups will be invited to select their space in the apartments. Each group will be designated an arrival time based on their level of priority points as a whole group. One person from each qualifying group is required to appear at the assigned time to choose an apt. The Housing Coordinator will be able to assign groups to the space of their choosing, given availability of that space.

Groups that are not able to select a space during Pre-Selection will be able to participate in Online Room Selection.

STEP FOUR: Online room selection is for students who did not participate in Pre-Selection

A. Log in

Make sure you have the following information before logging in:

Your room selection access code (sent to you in an email)
The Housing Group Worksheet, if you would like to select as a group

If you received an email but have forgotten your access code or appointment time, you may click on the link on the log in box that says "Forgotten your access code?" to have your log in information resent to your UCSC email address.

B. Select Group Members

You will have the option of selection a space as an individual or as part of a group.

If you wish to select a residence with other students, you must enter their access codes and click on the "Add to Group" button. Each group member's name will appear in the box as you add him or her.

To remove someone from your group, click the "Remove from Group" button next to their name.

C. Group/Individual Confirmation

To indicate that you would like to select as an individual, check the box at the bottom of the page stating "I plan to select a residence as an individual" and click "Continue" to go to building selection. To go back and select group members, click "Modify Group."

If you are proceeding as a group, clicking "Continue" affirms that each group member has authorized you to select housing on their behalf. Adding someone without their permission will result in disciplinary action, including the cancellation of your university housing space and the loss of your housing eligibility.

D. Building Selection

Only buildings with spaces that will accommodate your group size, gender(s), and eligibility level(s) will be shown.

Please keep in mind that if any group member has restricted room selection eligibility (e.g. eligible for residence hall selection only) your group options will be limited as a result.

You can click on a building name to see all floors available in that building.

E. Floor Selection

Click on a Floor to see the available spaces. Any themes or housing options associated with one or more rooms on the floor will be indicated.

F Apartment/Room Selection

You will be allowed to select an available space listed on the page. The selected space will be held for 45 minutes. During this time, you must assign yourself and any group members and confirm your selection. If your time expires, this space will become available for others to select.

You will be able to see what rooms/apartments are either empty, partially filled or held by others

G. Room Assignment

At this point, you must assign yourself (and any group members) to a space and confirm your selection before your time has expired, or this space will become available for others to select. If other students have been assigned to the apartment or room you are looking at, their names will also be displayed, along with their answers to the questions from the Housing Application.

H. Assignment Confirmation

You will be able to review your room assignment(s). To complete your assignment(s), click the "Confirm Selection" button. If you wish to make changes to your selection, click the "Previous Step" button.

YOU CANNOT MAKE ANY CHANGES ONCE YOU CONFIRM YOUR SELECTION.

CONGRATULATIONS!

You have completed the room selection process. Your housing contract is confirmed and your space in university housing is reserved for the entire 2012-2013 academic year.

You and any group members will be sent a confirmation email at your UCSC email address confirming your assignment(s).

For those who are without a space after Online Room Selection:

Attend the Housing Fair on May 18th, Time 10am-1pm at the Merrill Cultural Center. Representatives from the different college and housing facilities across campus will be available to answer questions and help you find a space!

If you are assigned to live in a space at UCSC and you chose to cancel your housing assignment there is a cancellation fee (UCSC policy)

Notification of Cancellation: Student must log-in to Student Housing Online, studenthousing.ucsc.edu, and cancel application/contract for Student's reserved housing.

a. If cancellation is completed on or before July 1, 2012, Student will be billed for the \$150.00 advance housing fee.

b. If cancellation is completed between July 2 and August 1, 2012, Student will be billed for the \$150.00 advance housing fee and a \$150.00 late cancellation fee.

c. If cancellation is completed after August 1, 2012, Student will be billed for the \$150.00 advance housing fee and a \$350.00 late cancellation fee.

We have more room than ever for continuing students

Res Hall Options / Biko Science Community

The Oakes Science Community is made up of science students at Oakes College.

Students who select a res hall single room will receive the discounted room and meal plan rates from 2011/12.

Apartment Options

Lili'uo Apts- 12 apartments solely dedicated to friendship groups of 5 or 6 students who are committed to living together and who have submitted a Declaration Form by the April 30th deadline. Turn in the form to the Oakes Student Life Office.

Friendship groups have the option to live in any of the apartment buildings.

Milk Apts- 15 spots reserved for students committed to maintaining a quiet lifestyle and are academically focused.

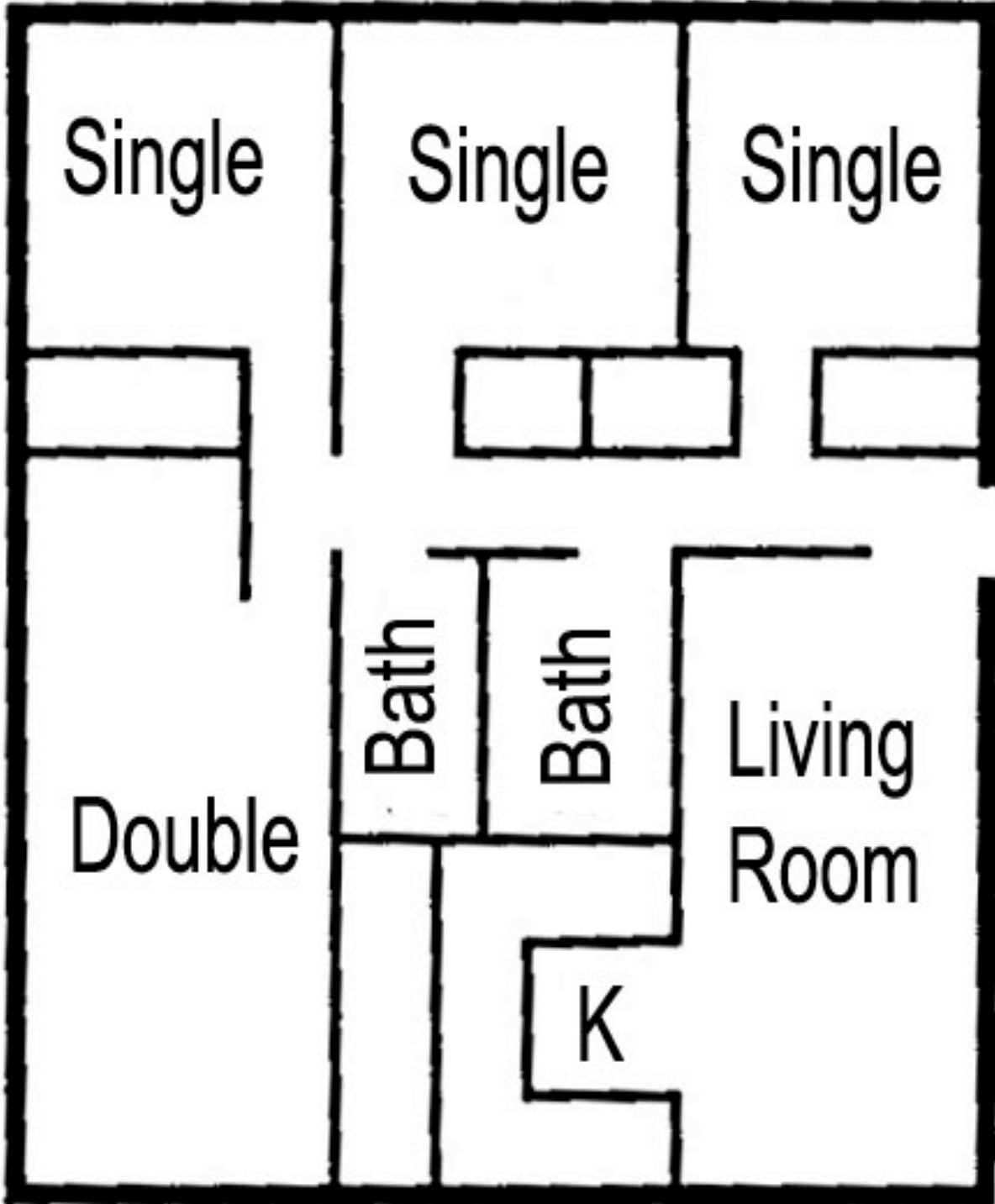
Some of the Oakes apartments have an Ocean view.

Room Options: Apartments come in variety of Configurations to accommodate groups of 5 to 6 people. Bedroom types include singles, doubles and triples.

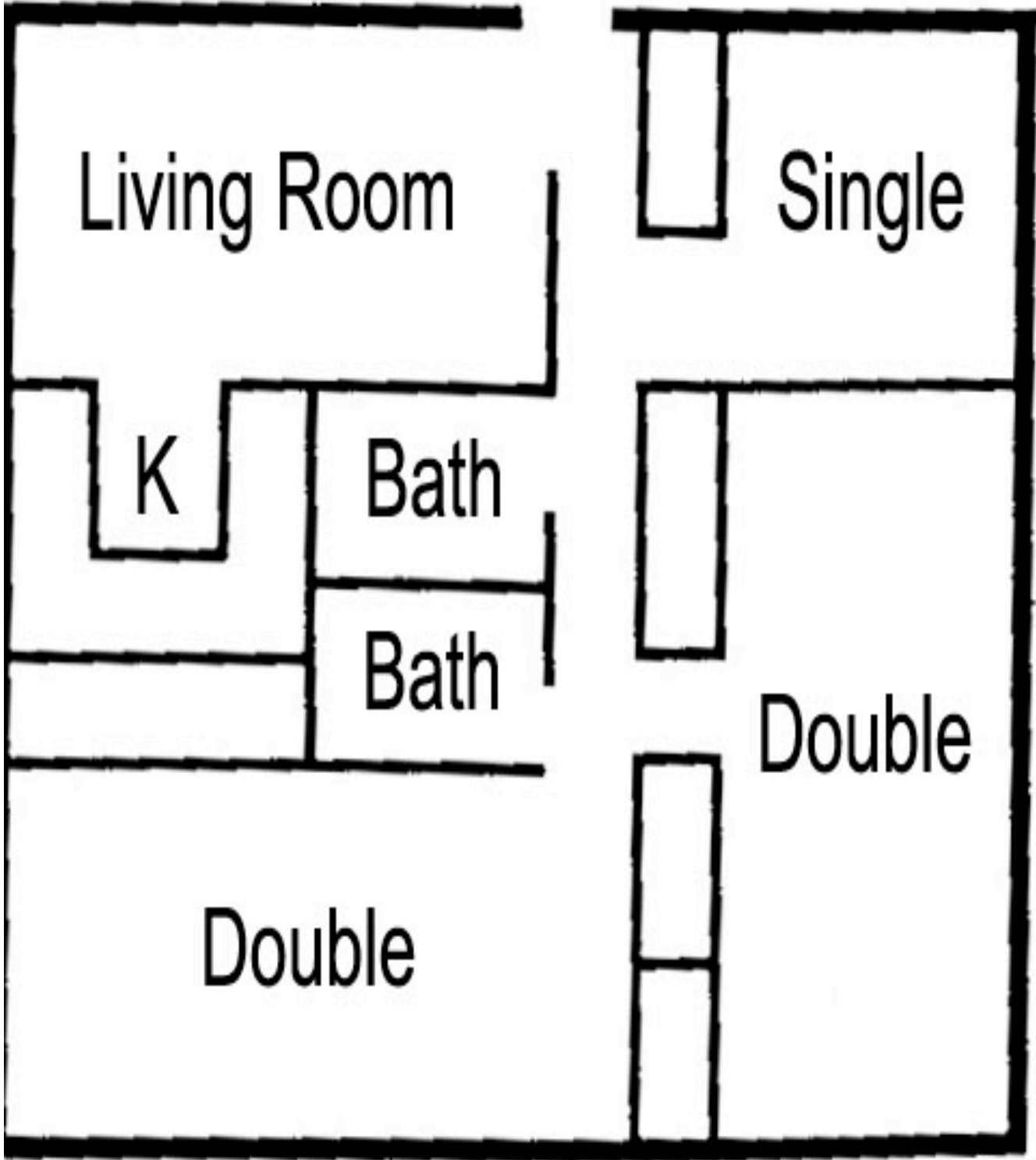
If you select an apartment single that means you are the only person assigned to that bedroom. In an apartment double, there are 2 people assigned to that bedroom. In an apartment triple, there are 3 people assigned to that bedroom.

Apartment maybe Coed but the bedrooms remain single sex.

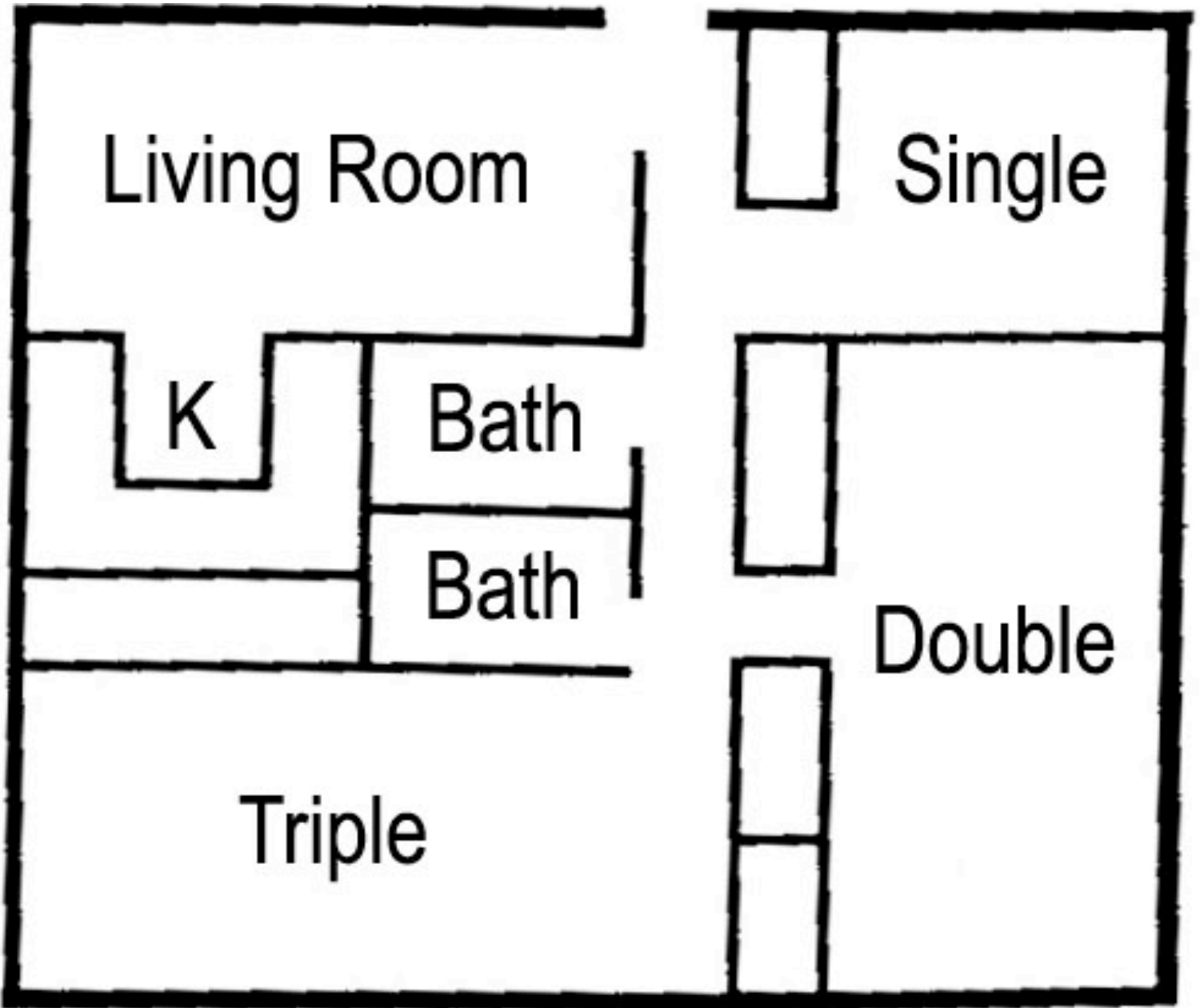
**APARTMENT TYPE AT OAKES 3-SINGLE, 1-DOUBLE
FIVE PERSON APT**



**APARTMENT TYPE AT OAKES 1 SINGLE, 2 DOUBLE,
FIVE PERSON APT**



**APARTMENT TYPE AT OAKES 1-SINGLE, 1 TRIPLE, 1 DOUBLE
SIX PERSON APT**



Facilities within Oakes College:

The Guzman room adjacent to the Oakes Café provides comfy couches, a foosball table, big screen TV, DVD. Grab some food, hang out, and and enjoy movie nights and other events.

Oakes Library (Rm105) is a quiet room to study in, for Oakes students all day into the evenings.

The Oakes Learning Center offers study space, activity space, tutors and more. Computer lab is also located here.

Amenities Included in University Housing

- Furnished Room
- High-Speed Internet
- Cable TV
- Electricity
- All-you-care-to-eat meal plan
- Water
- Garbage/Recycling
- Laundry Facilities on site
- IT/Computer Support
- Repairs/Maintenance
- Custodial Services(common areas in residence halls)
- Emergency & Safety Services
- CSO'S- Patrol Officers
- Fire
- Police

Good luck securing the spot of your choice!

Elsa Silva
Housing Coordinator
Oakes.ucsc.edu
Phone: 831.459-3988
Questions? Drop by
Office: Oakes Student Life
Hours: 8am-12pm, 1-4:30p.m.